





-  Soft Landscaping
-  Pedestrian Tarmac
-  Vehicular Tarmac
-  Brick Pavers

NOTES

Revisions

P2	21/10/20	Issued for planning approval
P1	21/07/20	Issued for planning approval

FOR PLANNING
 Do not scale from this drawing
 Confirm all dimensions on site
Cottrell and Vermeulen Architecture
 18 Birnie Street, London SE11 3LL, 020 7788 2987

DWG 0422	PL 06	02
----------	-------	----

Filename: 0422-PL-PLN.dwg
 Saint Stephen's Church, Westcliff on Sea

Landscape Plan
 Scale 1:125@A1, 1:250@A3
 Drawn by PT
 Date: 19 Feb 2020
 Revision: P1
 Checked by RC

